

# Accessing your: 2026 MARCQI Individual surgeon report



# Accessing the MARCQI Database

**NOTE: You must have a user account in the database.**

- **If you DO have a user account:**

- If you have not logged in over 1 month, please go ahead and select **“Forgot password?”** to reset your password and prevent getting locked out.

- **If you DO NOT have a user account:**

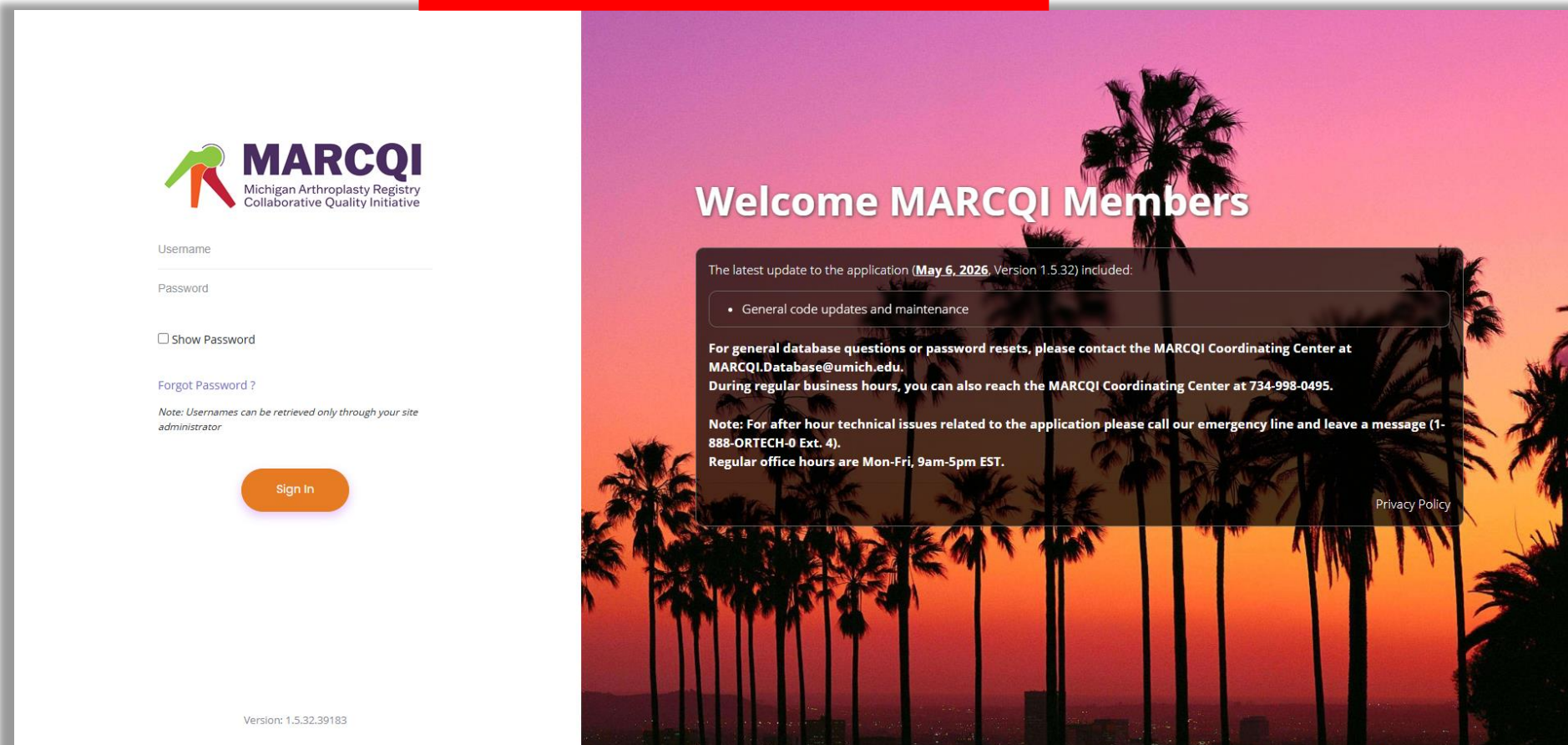
- Please complete a new account request form
- Your new account request will be reviewed and created within 2-5 days depending on request volume. Once your new account is created, you will receive an email from the database containing a link that you use to access and set-up your password.

- **Use this link to access the login page – [www.marcqi.ortechsystems.com](http://www.marcqi.ortechsystems.com)**

# Navigating the MARCQI Database

- Use this link to access the login page – [www.marcqi.ortechsystems.com](http://www.marcqi.ortechsystems.com)

Enter username and password information on this page.



The screenshot shows the MARCQI login interface. On the left is a white sidebar with the MARCQI logo and login fields. On the right is a main content area with a sunset background and palm trees. A red box highlights the login fields in the original image.

**MARCQI**  
Michigan Arthroplasty Registry  
Collaborative Quality Initiative

Username  
Password

Show Password

Forgot Password ?

*Note: Usernames can be retrieved only through your site administrator*

Sign In

Version: 1.5.32.39183

## Welcome MARCQI Members

The latest update to the application (**May 6, 2026**, Version 1.5.32) included:

- General code updates and maintenance

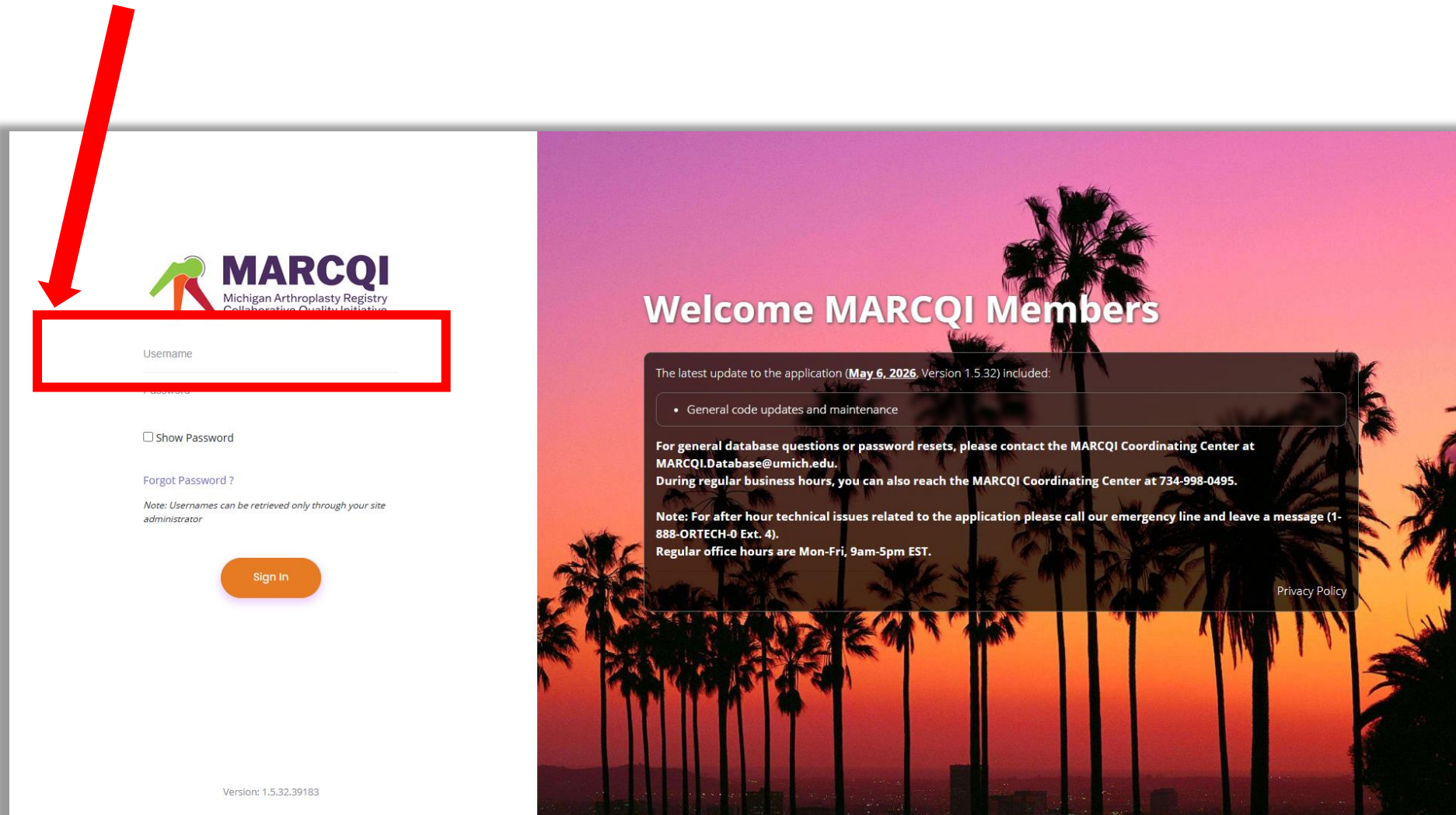
For general database questions or password resets, please contact the MARCQI Coordinating Center at [MARCQI.Database@umich.edu](mailto:MARCQI.Database@umich.edu).  
During regular business hours, you can also reach the MARCQI Coordinating Center at 734-998-0495.

**Note: For after hour technical issues related to the application please call our emergency line and leave a message (1-888-ORTECH-0 Ext. 4).  
Regular office hours are Mon-Fri, 9am-5pm EST.**

[Privacy Policy](#)

# Navigating the MARCQI Database

- Enter your user name here:



The image shows a screenshot of the MARCQI login page on the left and a welcome message on the right. The login page features the MARCQI logo, a username input field (highlighted with a red box and a red arrow), a password input field, a 'Show Password' checkbox, a 'Forgot Password?' link, and a 'Sign In' button. The welcome message on the right is titled 'Welcome MARCQI Members' and includes information about the latest update to the application (May 6, 2026, Version 1.5.32) and contact information for the MARCQI Coordinating Center.

**MARCQI**  
Michigan Arthroplasty Registry  
Collaborative Quality Initiative

Username

Password

Show Password

Forgot Password ?

*Note: Usernames can be retrieved only through your site administrator*

Sign In

Version: 1.5.32.39183

## Welcome MARCQI Members

The latest update to the application (**May 6, 2026**, Version 1.5.32) included:

- General code updates and maintenance

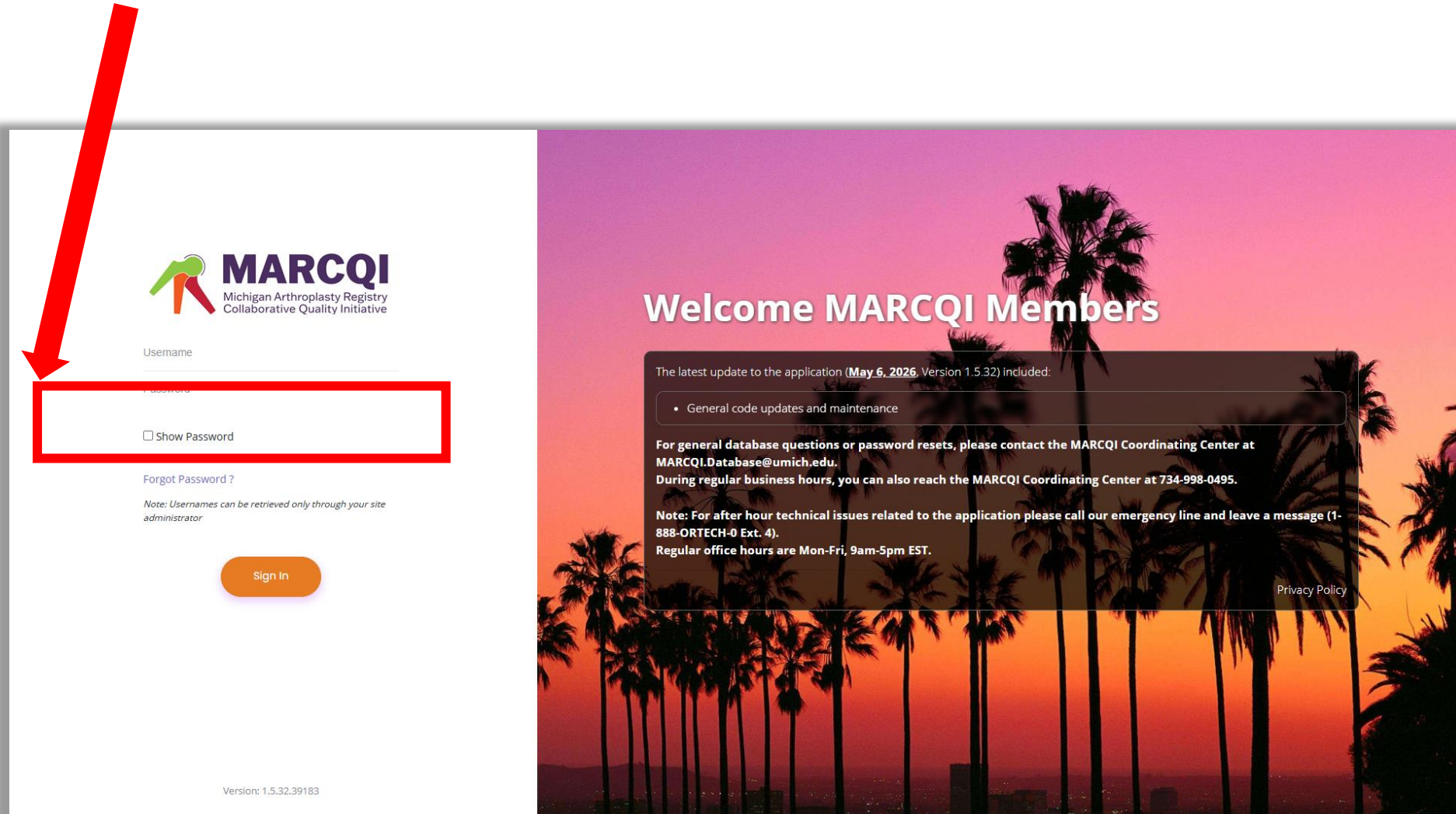
For general database questions or password resets, please contact the MARCQI Coordinating Center at [MARCQI.Database@umich.edu](mailto:MARCQI.Database@umich.edu).  
During regular business hours, you can also reach the MARCQI Coordinating Center at 734-998-0495.

**Note: For after hour technical issues related to the application please call our emergency line and leave a message (1-888-ORTECH-0 Ext. 4).  
Regular office hours are Mon-Fri, 9am-5pm EST.**

[Privacy Policy](#)

# Navigating the MARCQI Database

- Enter your password here:



The screenshot shows the MARCQI login interface. On the left, the MARCQI logo is displayed above a login form. The form includes a 'Username' field, a 'Password' field (highlighted with a red box and a red arrow), a 'Show Password' checkbox, a 'Forgot Password?' link, and a 'Sign In' button. A note below the link states: 'Note: Usernames can be retrieved only through your site administrator'. The version number 'Version: 1.5.32.39183' is at the bottom left. On the right, a 'Welcome MARCQI Members' banner features a sunset background with palm trees. A dark overlay box contains update information: 'The latest update to the application (May 6, 2026, Version 1.5.32) included: • General code updates and maintenance'. It also provides contact information for the MARCQI Coordinating Center and emergency contact details. A 'Privacy Policy' link is at the bottom right of the overlay.

**MARCQI**  
Michigan Arthroplasty Registry  
Collaborative Quality Initiative

Username

Password

Show Password

Forgot Password ?

Note: Usernames can be retrieved only through your site administrator

Sign In

Version: 1.5.32.39183

## Welcome MARCQI Members

The latest update to the application (**May 6, 2026**, Version 1.5.32) included:

- General code updates and maintenance

For general database questions or password resets, please contact the MARCQI Coordinating Center at [MARCQI.Database@umich.edu](mailto:MARCQI.Database@umich.edu).  
During regular business hours, you can also reach the MARCQI Coordinating Center at 734-998-0495.

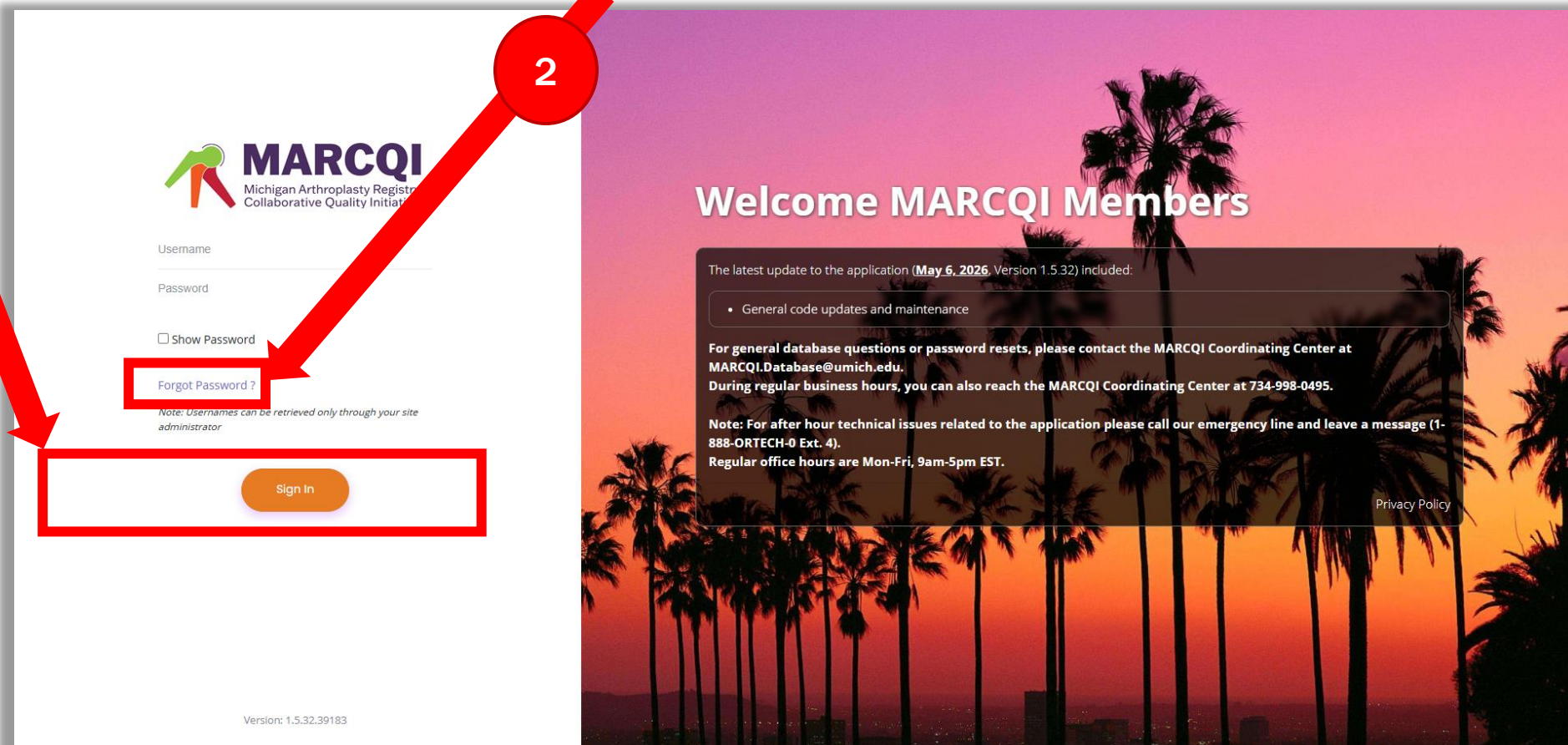
Note: For after hour technical issues related to the application please call our emergency line and leave a message (1-888-ORTECH-0 Ext. 4).  
Regular office hours are Mon-Fri, 9am-5pm EST.

[Privacy Policy](#)

# Navigating the MARCQI Database


- Select “Sign in”

- If you do not get it right the first time, please select “FORGOT PASSWORD” to avoid getting locked out



**1**

**2**

 **MARCQI**  
Michigan Arthroplasty Registry  
Collaborative Quality Initiative

Username

Password

Show Password

**Forgot Password ?**

Note: Usernames can be retrieved only through your site administrator

**Sign In**

Version: 1.5.32.39183

**Welcome MARCQI Members**

The latest update to the application (**May 6, 2026**, Version 1.5.32) included:

- General code updates and maintenance

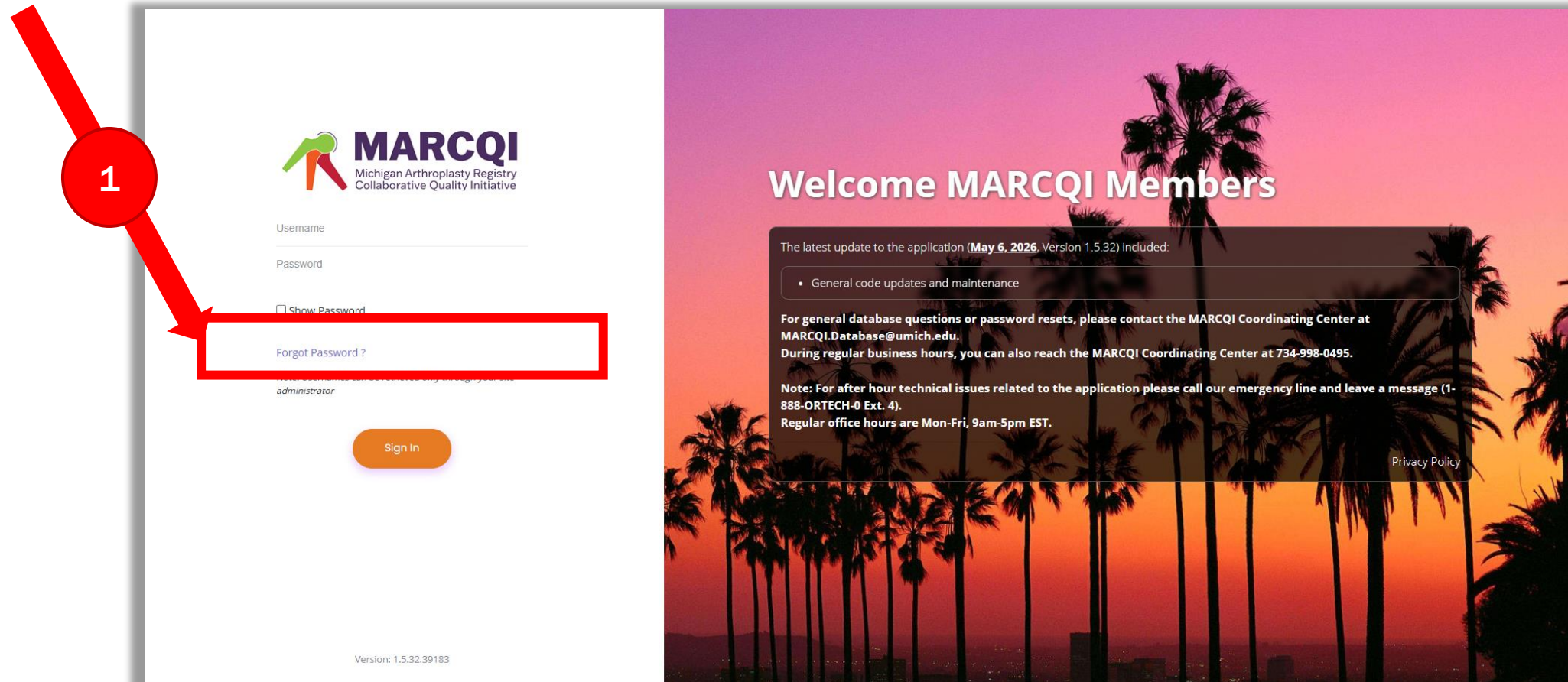
For general database questions or password resets, please contact the MARCQI Coordinating Center at [MARCQI.Database@umich.edu](mailto:MARCQI.Database@umich.edu).  
During regular business hours, you can also reach the MARCQI Coordinating Center at 734-998-0495.

**Note:** For after hour technical issues related to the application please call our emergency line and leave a message (1-888-ORTECH-0 Ext. 4).  
Regular office hours are Mon-Fri, 9am-5pm EST.

[Privacy Policy](#)

# Navigating the MARCQI Database

- If you have forgotten your password, use this link – **Forgot Password?**
- You will answer several questions and be directed to create a new password



The image shows a screenshot of the MARCQI login page. On the left, there is a white login form with the MARCQI logo at the top. The form includes fields for 'Username' and 'Password', a 'Show Password' checkbox, and a 'Forgot Password?' link. A red arrow with a circle containing the number '1' points to the 'Forgot Password?' link. Below the form is a 'Sign In' button. On the right, there is a dark overlay with a sunset background and palm trees. The overlay contains the text 'Welcome MARCQI Members' and a list of updates for May 6, 2026. It also provides contact information for the MARCQI Coordinating Center and emergency contact details. A 'Privacy Policy' link is visible at the bottom right of the overlay.

**1**

**MARCQI**  
Michigan Arthroplasty Registry  
Collaborative Quality Initiative

Username  
Password  
 Show Password  
[Forgot Password ?](#)  
administrator

Sign In

Version: 1.5.32.39183

**Welcome MARCQI Members**

The latest update to the application (**May 6, 2026**, Version 1.5.32) included:

- General code updates and maintenance

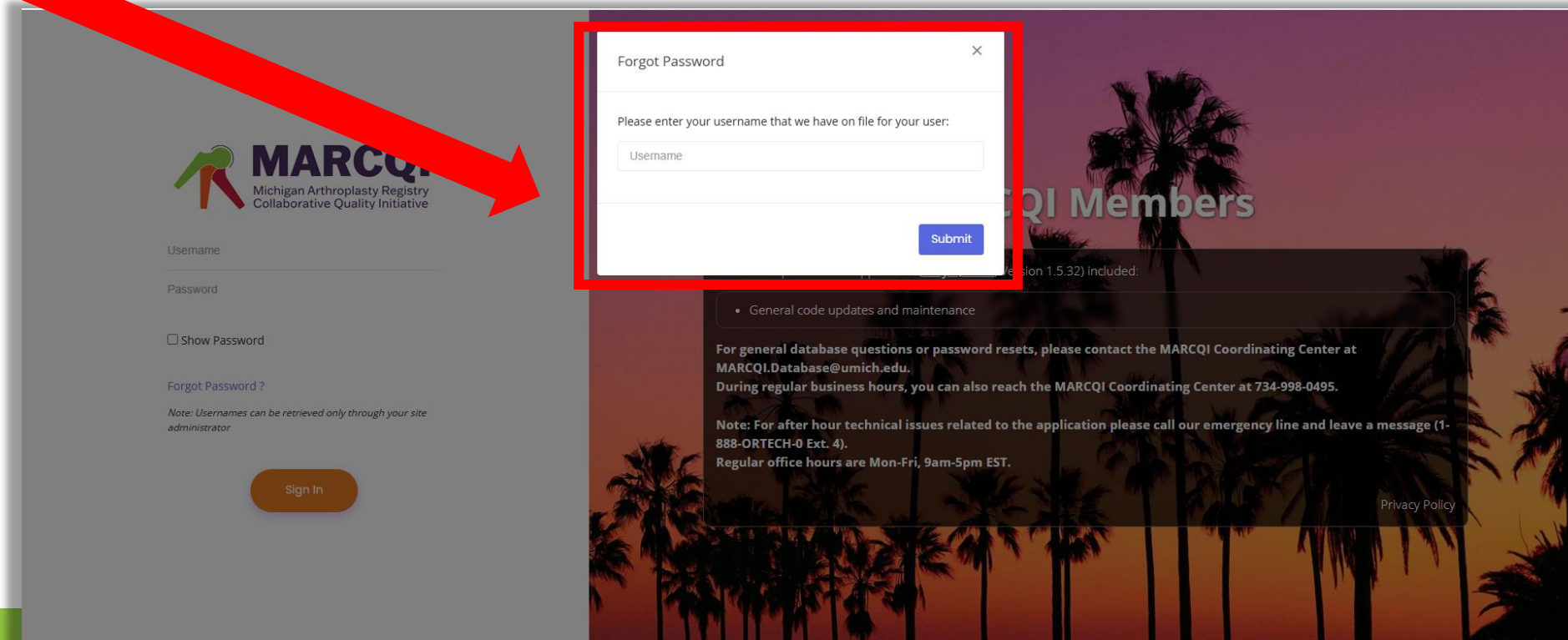
For general database questions or password resets, please contact the MARCQI Coordinating Center at [MARCQI.Database@umich.edu](mailto:MARCQI.Database@umich.edu).  
During regular business hours, you can also reach the MARCQI Coordinating Center at 734-998-0495.

Note: For after hour technical issues related to the application please call our emergency line and leave a message (1-888-ORTECH-0 Ext. 4).  
Regular office hours are Mon-Fri, 9am-5pm EST.

[Privacy Policy](#)

# Navigating the MARCQI Database

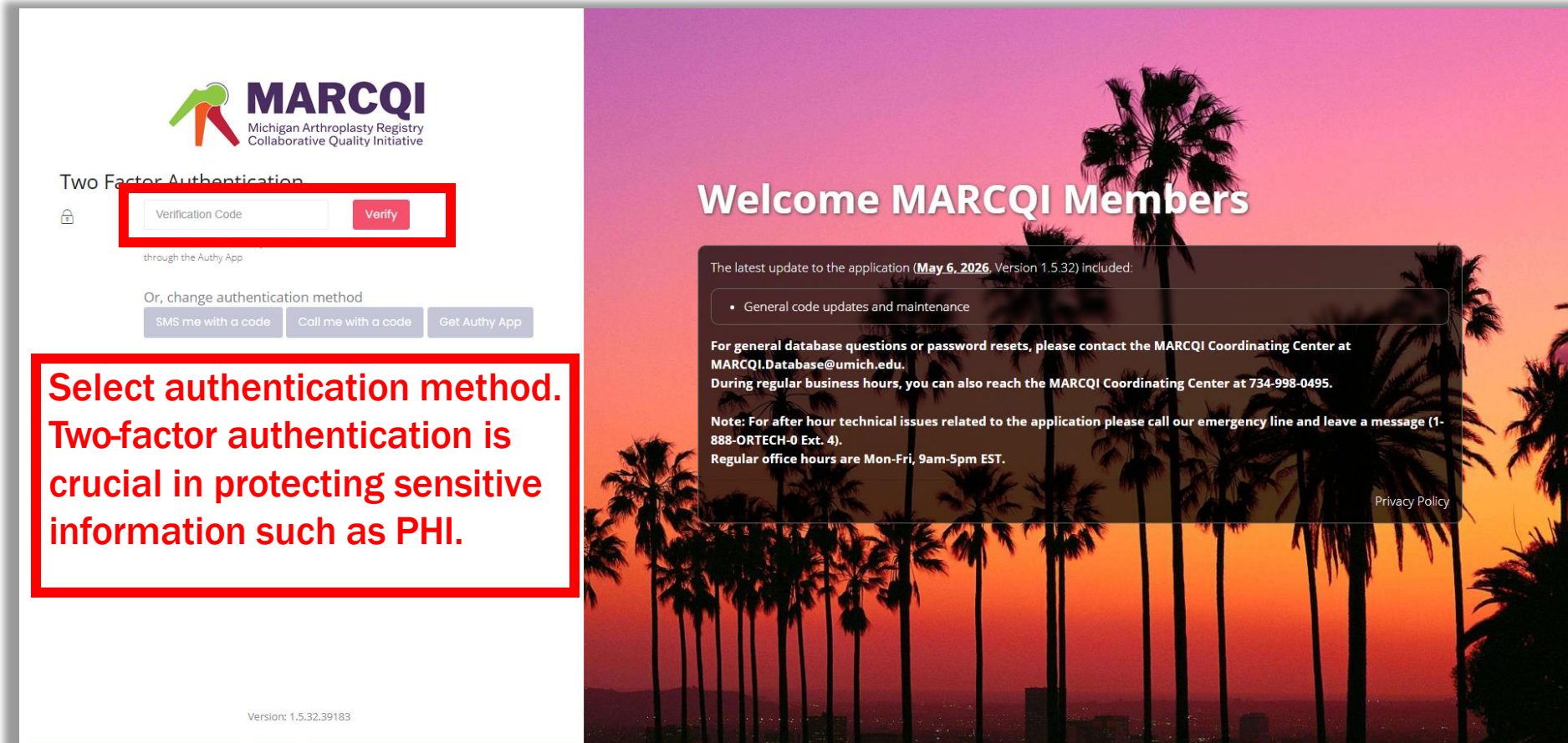
- Once you have selected – Forgot Password you will need to enter your username (NOT YOUR EMAIL)
- If you do not remember your username, please contact your site's Clinical Data Abstractor (CDA) or [MARCQI.cc@umich.edu](mailto:MARCQI.cc@umich.edu)



The screenshot shows the MARCQI login interface. On the left, there is a login form with fields for 'Username' and 'Password', a 'Show Password' checkbox, and a 'Forgot Password?' link. A red arrow points from the 'Forgot Password?' link to a modal window titled 'Forgot Password'. The modal contains the text 'Please enter your username that we have on file for your user:' followed by a 'Username' input field and a 'Submit' button. Below the modal, there is a 'Sign In' button. In the background, a banner for 'MARCQI Members' is visible, along with a notice about general code updates and maintenance. A 'Privacy Policy' link is also present in the bottom right corner of the page.

# Navigating the MARCQI Database

- Once logged in, you will see this page



The screenshot displays two parts of the MARCQI database interface. On the left is a 'Two Factor Authentication' screen with a 'Verification Code' input field and a 'Verify' button highlighted with a red box. Below it are options to 'SMS me with a code', 'Call me with a code', and 'Get Authy App'. A red-bordered box contains the text: 'Select authentication method. Two-factor authentication is crucial in protecting sensitive information such as PHI.' On the right is a 'Welcome MARCQI Members' page with a sunset background and palm trees. It features a dark overlay with update information for May 6, 2026, and contact details for the MARCQI Coordinating Center.

**Select authentication method. Two-factor authentication is crucial in protecting sensitive information such as PHI.**

**Welcome MARCQI Members**

The latest update to the application (**May 6, 2026**, Version 1.5.32) included:

- General code updates and maintenance

For general database questions or password resets, please contact the MARCQI Coordinating Center at [MARCQI.Database@umich.edu](mailto:MARCQI.Database@umich.edu). During regular business hours, you can also reach the MARCQI Coordinating Center at 734-998-0495.

Note: For after hour technical issues related to the application please call our emergency line and leave a message (1-888-ORTECH-0 Ext. 4). Regular office hours are Mon-Fri, 9am-5pm EST.

[Privacy Policy](#)

Version: 1.5.32.39183

# Navigating the MARCQI Database

## **SMS:**

- **A text will be sent to your phone containing your authentication code. Must have a mobile phone to use this option.**

## **Call:**

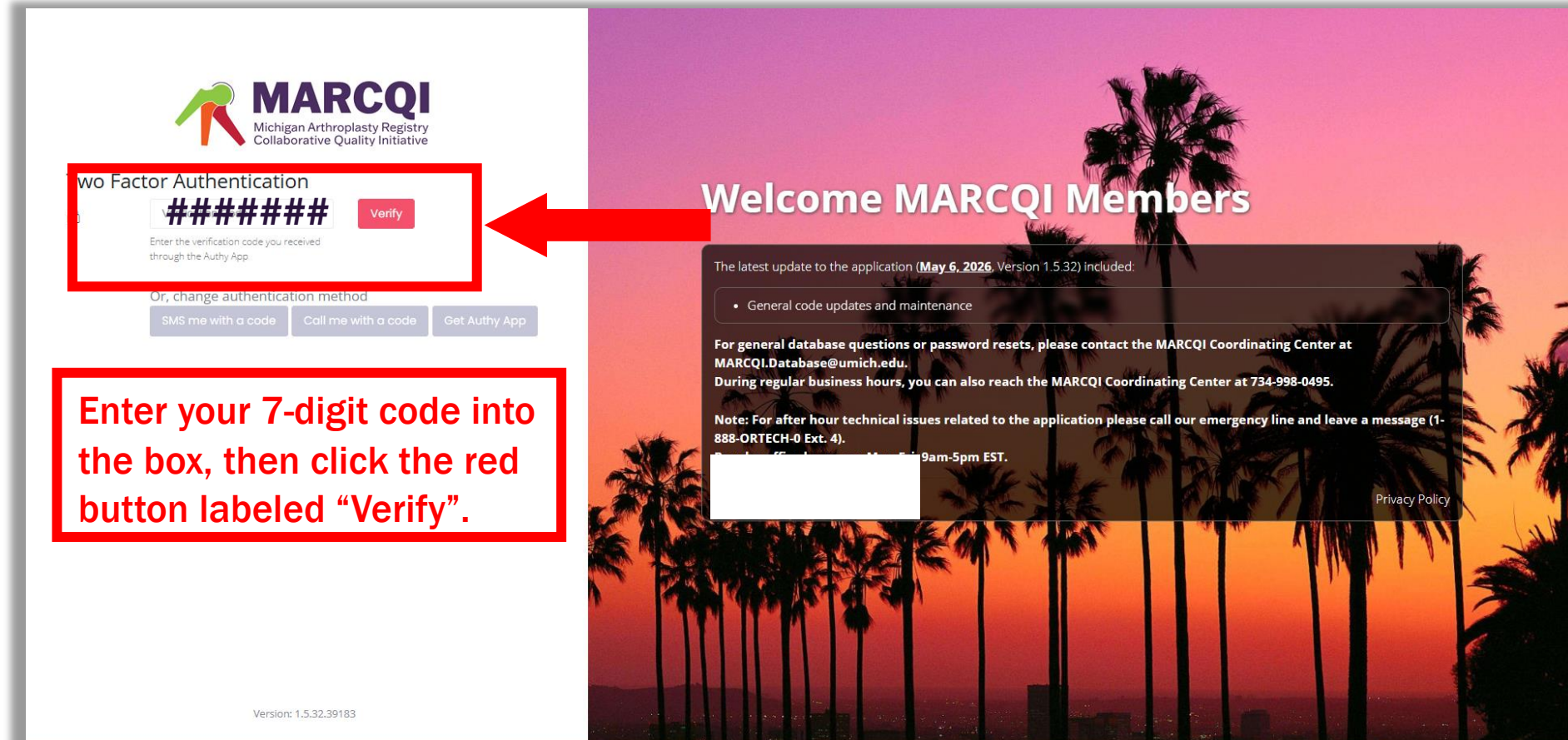
- **Your authentication code will be given via call. Can work with all phones.**

## **Authy App:**

- **Your authentication code will be sent to your phone via the Authy App. Must have a smart phone to use this option.**
- **Download the app at: <https://authy.com/features/>**

# Navigating the MARCQI Database

Once logged in, you will see this page



The screenshot shows the MARCQI login interface. On the left, the MARCQI logo is at the top. Below it is a 'Two Factor Authentication' section with a text input field containing seven hash symbols (#####) and a red 'Verify' button. A red box highlights this section, and a red arrow points from it to a larger red box on the right containing the text: 'Enter your 7-digit code into the box, then click the red button labeled "Verify".' Below the authentication section are three buttons: 'SMS me with a code', 'Call me with a code', and 'Get Authy App'. At the bottom left of the page, the text 'Version: 1.5.32.39183' is visible. On the right side of the page, there is a 'Welcome MARCQI Members' header. Below this is a dark grey box containing update information: 'The latest update to the application (May 6, 2026, Version 1.5.32) included:' followed by a bullet point 'General code updates and maintenance'. Below this is contact information for the MARCQI Coordinating Center, including the email 'MARCQI.Database@umich.edu' and phone number '734-998-0495'. A note mentions an emergency line for after-hour technical issues. At the bottom right of this box is a 'Privacy Policy' link. The background of the right side of the page features a sunset scene with palm trees.

# Navigating the MARCQI Database

## Having trouble using Two Factor Authentication?

- **Verify the phone number associated with your account is correct.**
- **Email the MARCQI Coordinating Center ([MARCQI.cc@umich.edu](mailto:MARCQI.cc@umich.edu)) with your preferred phone number to verify this is on your account.**
- **Clear cache on the web browser.**

# Accessing: Data Mart



DATA MART

The screenshot shows a dark navigation bar at the top with the text 'DATA MART' highlighted in a red box. To the right of the text are several icons: a hamburger menu, a bar chart, a gear, and a question mark. Further right are a bell icon and a user profile icon. Below the navigation bar is a sidebar with a search bar labeled 'Filter...' and four menu items: 'Reports', 'Queries', 'Widgets', and 'Dashboards', each with a right-pointing chevron. The main content area is light gray and contains text explaining how to access the Data Mart.

After successfully logging in, you will be brought to your homepage. It is labeled “Data Mart.”

Now you are ready to access your reports.

# Accessing Reports: General

DATA MART



Filter...

Reports >

Queries >

Widgets >

Dashboards >

 **Select "Reports"**

# Accessing Reports: Surgeon Reports

DATA MART



Filter...

Reports

ABOS Certificates

Coordinating

Center Quarterly

Reports

Final Performance

Scorecards

Surgeon Reports

VBR Letters

Queries

Widgets

Dashboards

Once you select “Reports,” you will see a drop down list of reports available to you

← Select “Surgeon Reports”

# Accessing Reports: Surgeon Reports

DATA MART



Filter...

Reports

ABOS Certificates

Coordinating

Center Quarterly

Reports

Final Performance

Scorecards

Surgeon Reports

2026

VBR Letters

Queries

Widgets

Dashboards

Once you select “Surgeon Reports,” you will see a drop down list of years of reports available to you



Select the most recent year

# Accessing Reports: Surgeon Reports

DATA MART



Filter...

Reports

ABOS Certificates

Coordinating

Center Quarterly

Reports

Final Performance

Scorecards

Surgeon Reports

2026

Surgeon Report - TKA +  
THA (May 2026) - Surgeon

VBR Letters

Queries

Widgets

Dashboards

Once you select the year, you will see a report available to you.

Select YOUR report

# Accessing Reports: Surgeon Reports

DATA MART



Filter...

TKA-THA-surgeon-report- .pdf

Download PDF

Reports

ABOS Certificates

Coordinating

Center Quarterly  
Reports

Final Performance  
Scorecards

Surgeon Reports

2026

Surgeon Report - TKA +  
THA (May 2026) - Surgeon

VBR Letters

Queries

Widgets

Dashboards

PDF

1 / 88

-

57%

+



1



2

**TKA + THA + UKA + PROMS**

MARCQI Data: 2012-2025

**Michigan Arthroplasty  
Registry Collaborative  
Quality Initiative (MARCQI)**

**2026 Surgeon Report for ID #**

**(Highly Confidential Data!)**



**MARCQI**

**Download  
YOUR  
report**